

SETS!

Tri-Hand®
Rock, Paper, Scissors Cards

2, 3 or 4 Players

In this version, you play with any 3 matching sets of cards

Aim

Remember where the cards are... And collect 3 that match.

How to Play


- If you're reading this, you're in charge!
- Sort out sets of 3 matching cards, allowing one for each person. For example, in a three-player game you might use 3 x Rock, 3 x Paper, and 3 x Scissor cards.
- Shuffle all of those cards together. Now deal them out singly, face down, where everyone can reach.
- To start, the player on your left turns over any card... They now have to turn over another card hoping to match the original.
- If the second card matches, they try for the third.
- When a third card matches the first two, pick them all up. That player may then take another turn.
- If a new card does NOT match the one before it, the player turns all cards face down again. Play moves to the next person on the left.
- This continues until all cards have been picked up.

Whoever picks up the most sets wins.


CAN BE PLAYED WITH ALL CARDS...





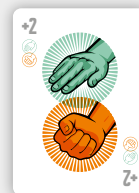
Any type of single **ROCK** cards:
Ace, 2, 3, 4, 5, 6, 7, 8, 9, 10, Jack,
Queen, King.



Any type of single **PAPER** cards:
Ace, 2, 3, 4, 5, 6, 7, 8, 9, 10, Jack,
Queen, King.



Any type of single **SCISSORS** cards:
Ace, 2, 3, 4, 5, 6, 7, 8, 9, 10, Jack,
Queen, King.



**PAPER V SCISSORS, PAPER V ROCK,
ROCK V SCISSORS, ROCK V PAPER V SCISSORS,
THUMBS UP AND PLAY AGAIN CARDS.**

Play this with any set of 3 matching cards;
one set for each player.

Note: For younger players, or an easier game, use
single-picture cards.